

RECOMMENDATIONS FOR INSTALLATION: BARRIER, VAPOR AND CLIMA CONTROL

APPLICATION ON WALL - INTERNAL SIDE



1 BARRIER NET SD40, BARRIER SD150, BARRIER ALU NET SD150, BARRIER ALU NET SD1500, BARRIER ALU FIRE A2 SD2500, VAPOR IN 120, VAPOR IN NET 140, VAPOR IN GREEN 200, VAPOR NET 110, VAPOR 140, CLIMA CONTROL 80, CLIMA CONTROL NET 145
HAMMER STAPLER 47, HAMMER STAPLER 22, HAND STAPLER, STAPLES

3a MEMBRANE GLUE, ECO GLUE, SUPERB GLUE
DOUBLE BAND, SUPRA BAND, BUTYL BAND
ROLLER, FLY FOAM, FOAM CLEANER

3b ALU BAND, SEAL BAND, EASY BAND, SPEEDY BAND, FLEXI BAND, SOLID BAND, PLASTER BAND

4 PRIMER SPRAY, PRIMER

5 BYTUM BAND, PROTECT, FLEXI BAND, PLASTER BAND

6 NAIL PLASTER, GEMINI, NAIL BAND, BUTYL BAND

RECOMMENDATIONS FOR INSTALLATION: BARRIER, VAPOR AND CLIMA CONTROL

APPLICATION ON WINDOW - INTERNAL SIDE



1 BARRIER NET SD40, BARRIER SD150, BARRIER ALU NET SD150, BARRIER ALU NET SD1500, BARRIER ALU FIRE A2 SD2500, VAPOR IN 120, VAPOR IN NET 140, VAPOR IN GREEN 200, VAPOR NET 110, VAPOR 140, CLIMA CONTROL 80, CLIMA CONTROL NET 145
HAMMER STAPLER 47, HAMMER STAPLER 22, HAND STAPLER, STAPLES

3 MARLIN, CUTTER

5a ALPHA

5b SEAL BAND, EASY BAND, FLEXI BAND, SOLID BAND, SMART BAND, PLASTER BAND, MANICA PLASTER ROLLER

RECOMMENDATIONS FOR INSTALLATION: BARRIER, VAPOR AND CLIMA CONTROL

APPLICATION ON ROOF - INTERNAL SIDE



1a



2a



1b



2b



3a



3b



3c

1a SUPRA BAND, BUTYL BAND

1b DOUBLE BAND, MEMBRANE GLU, ECO GLUE, SUPERB GLUE

3a BARRIER NET SD40, BARRIER SD150, BARRIER ALU NET SD150, BARREIR ALU NET SD1500, BARRIER ALU FIRE A2 SD2500, VAPOR IN 120, VAPOR IN NET 140, VAPOR IN GREEN 200, CLIMA CONTROL 80, CLIMA CONTROL NET 145, CLIMA CONTROL NET 160, VAPOR NET 110, VAPOR 140, VAPOR NET 180

3b MEMBRANE GLUE, ECO GLUE, SUPERB GLUE
DOUBLE BAND, SUPRA BAND, BUTYL BAND

3c SEAL BAND, EASY BAND, SPEEDY BAND, FLEXI BAND, SOLID BAND, PLASTER BAND, MANICA PLASTER

RECOMMENDATIONS FOR INSTALLATION: BARRIER, VAPOR AND CLIMA CONTROL

APPLICATION ON ROOF WINDOW - INTERNAL SIDE




1 BARRIER NET SD40, BARRIER SD150, BARRIER ALU NET SD150, BARREIR ALU NET SD1500, BARRIER ALU FIRE A2 SD2500, VAPOR IN 120, VAPOR IN NET 140, VAPOR IN GREEN 200, CLIMA CONTROL 80, CLIMA CONTROL NET 145, CLIMA CONTROL NET 160, VAPOR NET 110, VAPOR 140, VAPOR NET 180 MARLIN, CUTTER

7a SEAL BAND, EASY BAND, FLEXI BAND, SOLID BAND, SMART BAND, PLASTER BAND, MANICA PLASTER
7b

MEMBRANE PERFORMANCE

The membranes undergo various tests to determine their performance. Based on these, it is possible to choose the most suitable solution for your project.

WATERTIGHTNESS



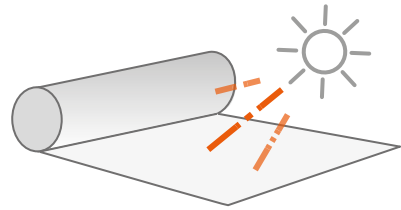
Ability of the product to temporarily prevent the passage of water during construction and in case of accidental breakage and dislocation of the roof covering. Passing this test is not sufficient to make the products suitable to replace the sealing layer and to withstand standing water for long periods.

This property indicates resistance to penetration of water. Standard **EN 13859-1/2** establishes the following classification:

- **W1:** High resistance to penetration of water
- **W2:** Medium resistance to penetration of water
- **W3:** Low resistance to penetration of water

Standard **EN 13859-1** and **2** establishes a requirement of resistance to 200 mm of static water pressure for 2 hours (classification W1). **NOTE:** for vapour control membranes and control layers, the word "conforming" is only used when the product meets the most severe requirements of the test indicated above (200 mm static water pressure for 2 hours).

UV STABILITY AND AGEING




Is the value relative to annual median radiation in the Central Europe zone, formulated based on EN 13859-1/2 (55 MJ/m²).

The test method consists of exposing the specimen to continuous UV irradiation at elevated temperature for 336 hours. This corresponds to a total UV radiation exposure of 55 MJ/m². For walls that do not exclude UV exposure with open joints, artificial ageing by UV must be extended over a period of 5000 hours.

Resistance to water penetration, tensile strength and elongation must be determined after artificial ageing.

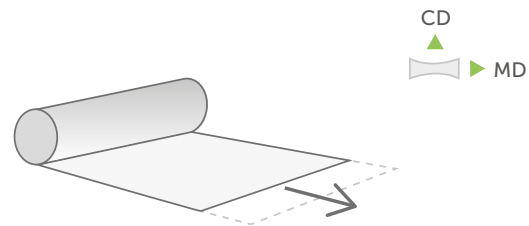
Note: actual climatic conditions are variable and depend on the application context, so it is difficult to establish an exact match between artificial ageing tests and actual conditions.

TENSILE STRENGTH




Force exercised both longitudinally and transversally, to determine the maximum load, expressed as N/50 mm.

ELONGATION



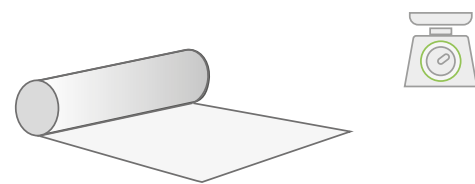
Indicates the maximum elongation percentage the product can suffer before failure.

RESISTANCE TO NAIL TEARING



Force exercised both longitudinally and transversally with the insertion of a nail, to determine the maximum load, expressed in N (Newton).

MASS PER UNIT AREA



Mass per unit area expressed in g/m². High mass per unit area ensure great mechanical performance and superior abrasion resistance.

MD / CD: longitudinal/transversal values with respect to the direction the membrane rolls

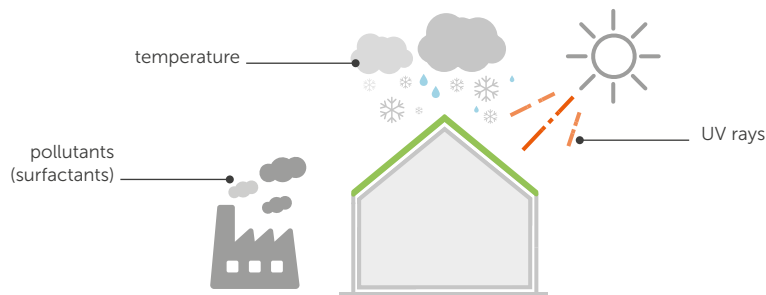
DURABILITY



The polymers from which the synthetic membranes are made have been specially engineered to perform their function in the product and have excellent properties.

Certain stress causes, such as UV radiation, high temperatures and pollutants, affect these properties.

For example: the mechanical properties of a new membrane and a membrane exposed to ultraviolet (UV) radiation for 6 months are different. This is because UV attacks the chemical structure of certain polymers which, if not adequately protected by UV stabilisers, affect the properties of the finished product.



In order to maintain the properties of the product, it is important to choose it taking into account the conditions it will be exposed to throughout its life, from construction to operation, and to protect it as much as possible (the construction phase is a source of stress and accelerated ageing).

Durability is affected by the sum of these sources of stress: temperature, UV and pollutants.

CORRELATION BETWEEN EXPERIMENTAL AND ACTUAL RESULTS

The data obtained from the ageing tests are comparative and not absolute data. The relationship between test exposure and outdoor exposure depends on a number of variables, and no matter how sophisticated the accelerated ageing test may be, it is not possible to find a conversion factor: in accelerated ageing tests the test conditions are constant, whereas during real outdoor exposure they are variable. The most that can be expected from accelerated laboratory ageing data is a reliable indication of the relative strength ranking of a material compared to other materials.

In the reality of a construction site, a product tends to be subject to more than one cause of stress and the conditions are unpredictable. Each application context has specific conditions, with effects that are difficult to measure with a standard test.

Therefore, it is important to maintain large safety margins, for example by choosing products with better properties even where not specifically required.

Given highly variable weather and radiation conditions, the value may change based on the country and weather conditions at the time of application.




SEASONAL VARIATIONS



PRODUCT ORIENTATION



LATITUDE



ALTITUDE



YEARLY RANDOM VARIATIONS IN TIME